

# Salt Lake County COVID-19 Health Response Vaccination Update

June 15, 2021

# Focus on ZIP codes with low vaccination rates

- Shift in direction to meet people where they are:
  - Focus on priority Zip Codes
  - Pop-up's in identified at-risk locations
  - Asking partners for preferred locations, incentives, and other strategies
- Engaging community-based partners:
  - Focus Groups
  - Identifying areas of high vaccine hesitancy.
  - Using strategic messaging to address vaccine hesitancy in a culturally appropriate manner
  - Determination of effective incentives to increase vaccine uptake
- Refocus vaccination education and communications:
  - Radio campaign to dispel vaccine myths
  - Use of comprehensive marketing strategies to increase participation at vaccination events
  - Ensure partnerships with key stakeholders (doctors, faith leaders, etc.)

# 58.3% of SLCo adults are fully vaccinated

## Vaccination Rates for **Total Population**:

Location	Population With At Least 1 Dose	Population Fully Vaccinated
Salt Lake County	51.6%	43.9%
Utah	48.0%	40.4%
United States	52.0%	42.8%

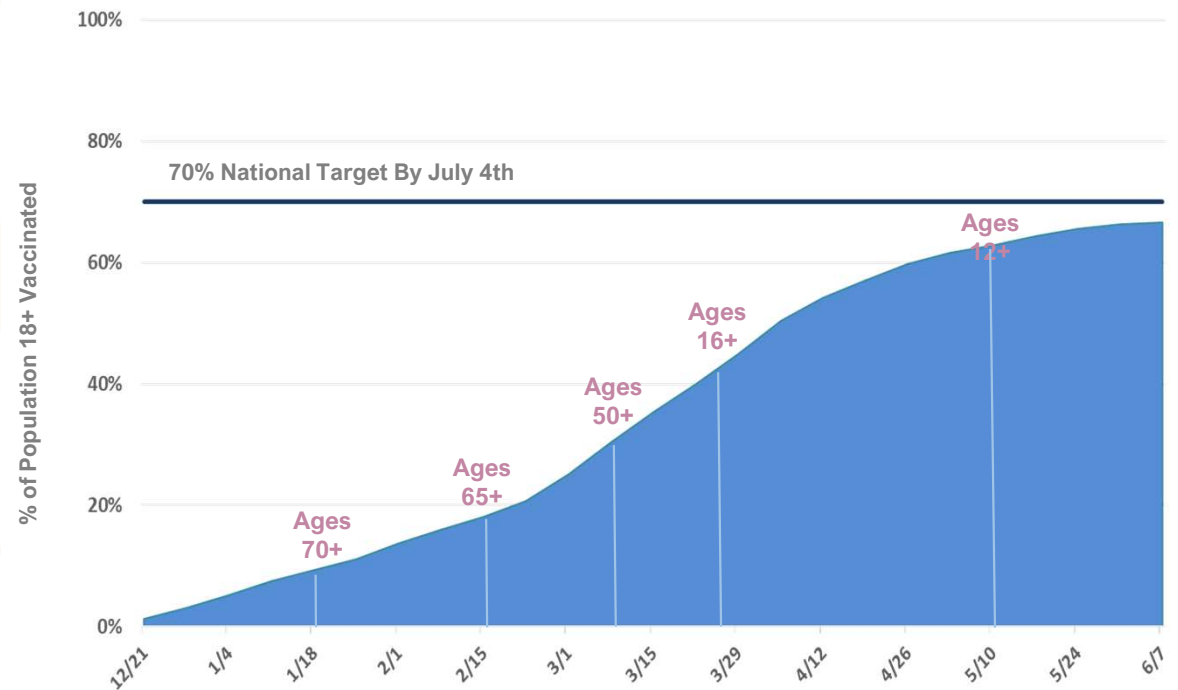
As of 6/13/2021

## Vaccination Rates for **18+ Population**:

Location	Population With At Least 1 Dose	Population Fully Vaccinated
Salt Lake County*	67.3%	58.3%
Utah**	63.7%	54.7%
United States***	64.4%	54.1%

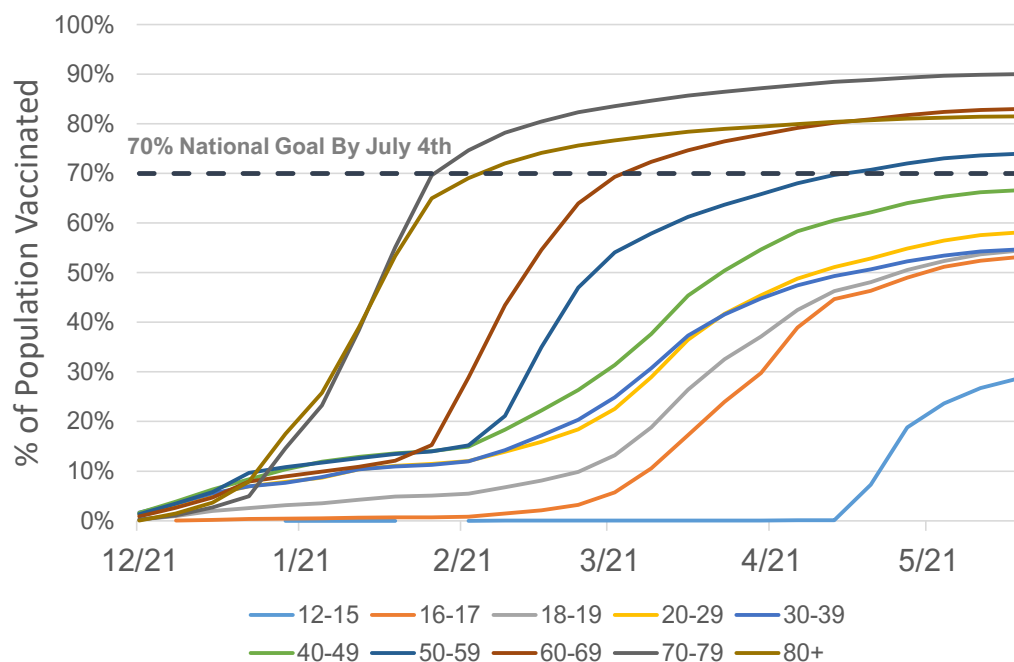
As of 6/13/2021

## Percentage of **18+ Population** in Salt Lake County Vaccinated With At Least 1 Dose Over Time



# 16-39 year olds have plateaued in vaccine uptake

% Total Population Vaccinated With At Least One Dose  
By Age Group Over Time



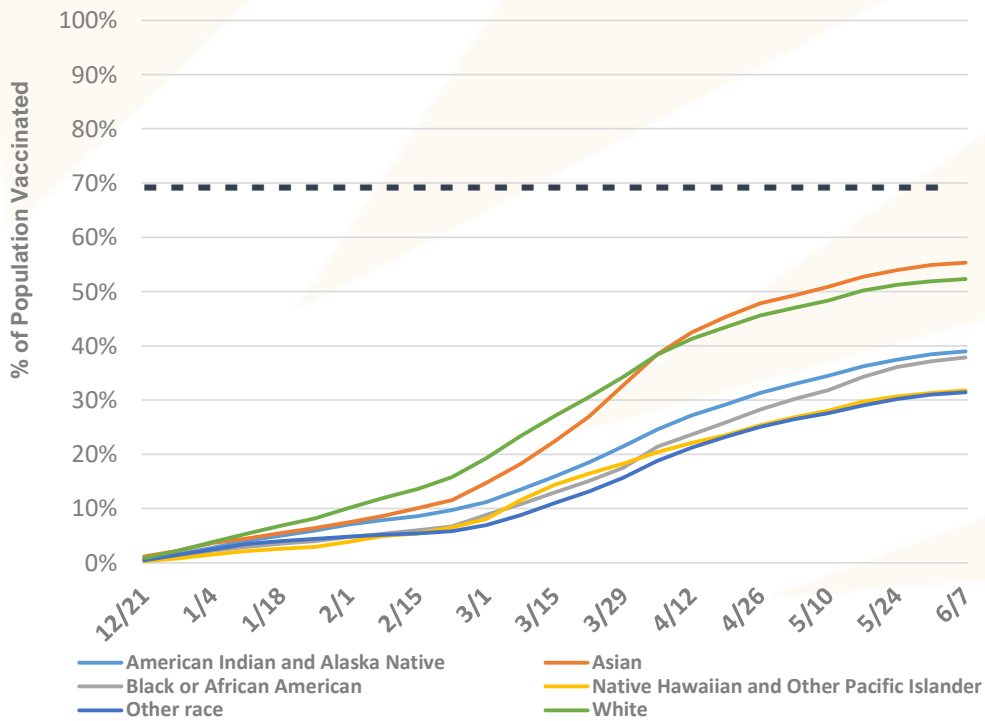
## Gaps In Ages Under 40 (Vaccinated With At Least 1 Dose)

Ages 16-39 have leveled off around 55% since mid-May. An estimated 196,005 people within this age range have not been vaccinated with at least 1 dose.

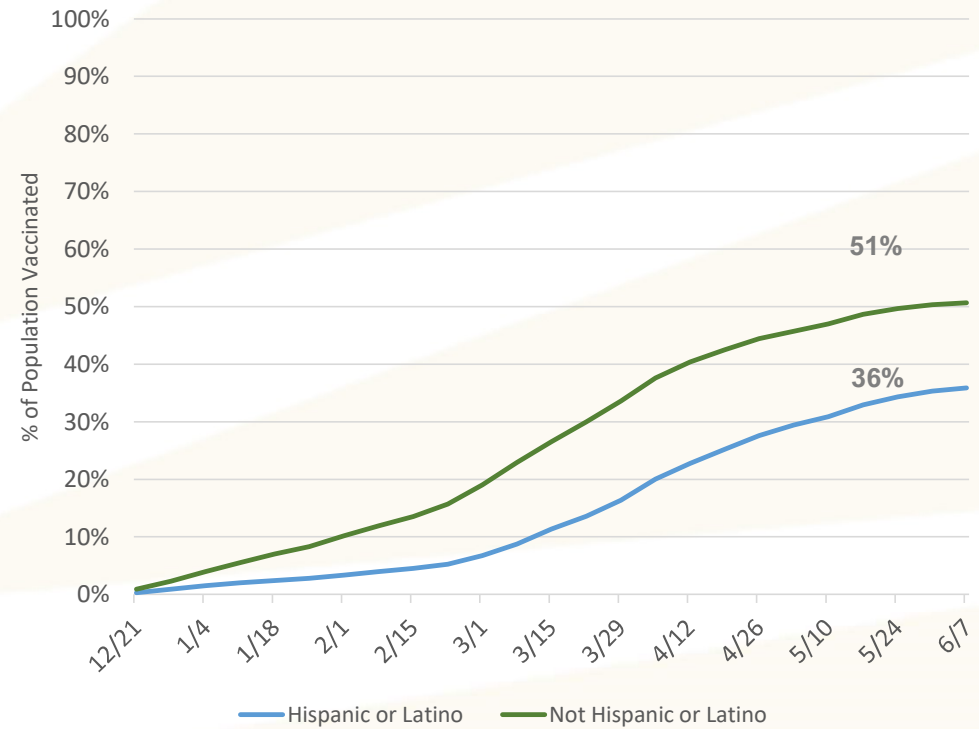
Age Group	% Unvaccinated	Estimated Number Unvaccinated
12-15	72.5	51,927
16-17	47.4	15,239
18-19	46.1	14,985
20-29	42.3	75,202
30-39	45.6	90,579
40-49	33.7	50,676
50-59	26.3	31,695
60-69	17.2	17,498
70-79	10.1	5,741
80+	18.6	5,419

# Non-white/non-Asian, Hispanic less likely to be vaccinated

% of Total Population Vaccinated With At Least One Dose  
By **Race** Over Time




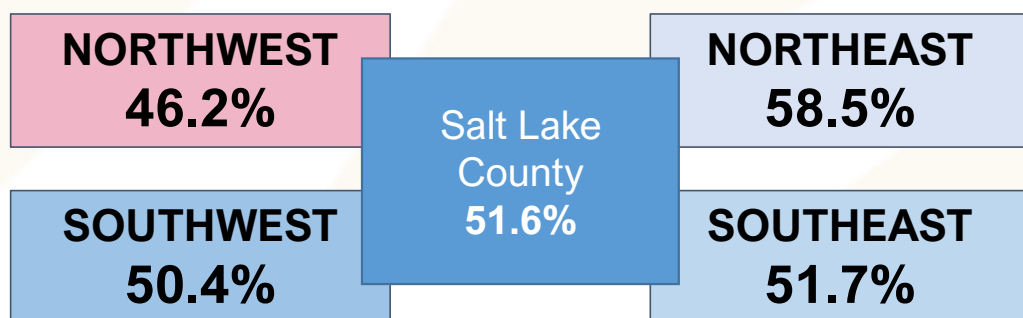
% of Total Population Vaccinated With At Least One Dose  
By **Ethnic Group** Over Time



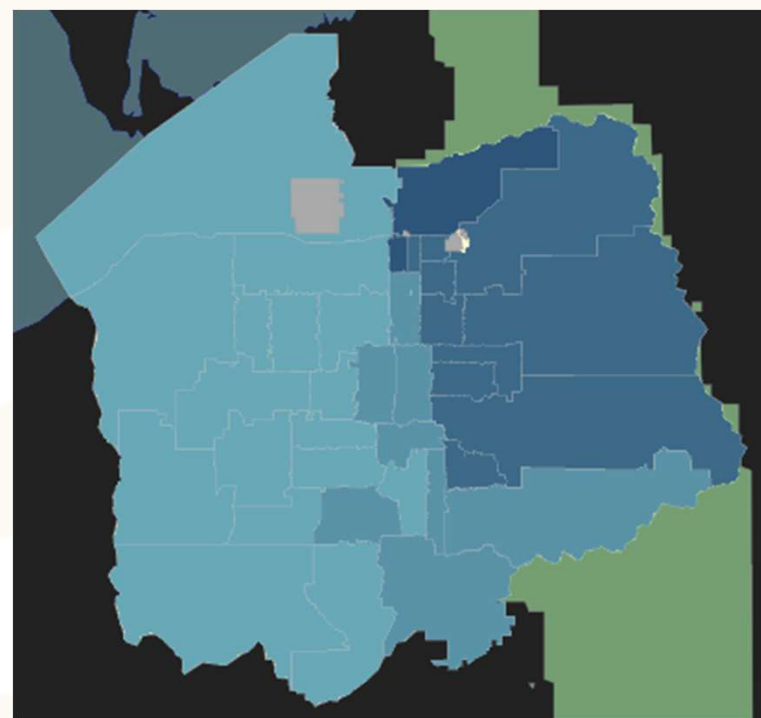
# Geographic Analysis of Vaccination Coverage

## Vaccine Coverage by Zip Code

(Vaccinated With At Least 1 Dose)



\*Yellow indicates prioritized zip codes.



# Focus Clinics Report

Date	Clinic	ZIP Code	Dose Details
Monday June 7	Metro Jail	84119	35 Janssen
Tuesday June 8	Utah Naloxone Outreach Team	84101	2-2nd Moderna and 4 Janssen
	SOAP2HOPE Outreach Team	84115	19 Janssen
	Metro Jail	84119	23 Janssen, 3-2nd Pfizer, 4-2nd Moderna
	Taylorsville Rec Center	84129	1 Janssen (Homeless Shower program)
Wednesday June 9	Foot Clinics	84115	4 Janssen & 1-1st Pfizer (Youth)
	Gail Miller	84115	7 Janssen
Thursday June 10	Men's Resource Center	84101	1 Janssen
	VOA Outreach Team	84101	1 Janssen
	SOAP2HOPE Outreach Team	84115	1 Janssen
	One Voice Outreach Team	84121	9 Janssen
Friday June 11	Metro Jail	84119	20 Janssen & 2-2nd Pfizer
	Salt Lake Valley Youth Center	84110	7-1st Pfizer (Youth)
Saturday June 12	BLOCK Party		25 Janssen & 2-2nd Pfizer

# Outreach Clinic Dosage Report – Week of June 7

Date	Clinic	Zip Code	Doses Administered
<b>Monday, June 7</b>	Jordan Landing Pop-up	84084	8
	Fairpark DLD Pop-up	84116	27
	Iglesia Cristiana Obra de Utah Pop-up	84118	27
	Utah Pride Washington Square Pop-up	84111	9
	SLCC Taylorsville Institute Building (single-dose)	84123	35
<b>Tuesday, June 8</b>	Draper DMV Pop-up	84020	4
	Jordan Park Pop-up	84104	3
	Hunter Library Pop-up	84120	25
<b>Wednesday, June 9</b>	Day Riverside Library (1st dose)	84116	6
	Sorenson Pop-up	84104	23
	Clinica Medica (first dose)	84120	47
	Hunter Library Pop-up	84120	20



# Outreach Clinic Dosage Report – Week of June 7 (Continued)

Date	Clinic	Zip Code	Doses Administered
Thursday, June 10	Glendale Library Pop-Up	84104	1
	WVC DLD Pop-up	84129	15
	Neighborhood House (first dose)	84104	21
	BD (workplace)	84070	68
	Viridian (workplace)	84088	32
	Jordan Landing Pop-up (Farmers Market)	84084	15
	Rose Park CLC (first dose)	84116	59
Friday, June 11	3 Form (2nd dose)	84119	76
	Parker Hannifin (workplace)	84119	21
	Jordan Park Pop-up	84104	15
	AGC (Mex Consul) (1st dose)	84119	2
	Liberty Park Farmers Market Pop-up	84105	6
Saturday, June 12	Redwood Rd (Pik2ar) (2nd dose)	84119	50
	My Hometown @ LDS Church (1st dose)	84119	41
	Consulate of Peru (first dose)	84101	2
	Mexican Consulate	84111	159
	Rancho Market Rose Park (single dose)	84116	66
Sunday, June 13	Utah Arts Alliance Pop-up	84111	12
	Cathedral of the Madeleine (2nd dose)	84104	111
Total Doses:			1006

# Vaccine Administration Report

	SLCoHD Provided Doses	All Doses and Formulations
<b>THIS PAST WEEK</b> (6/7/21-6/13/21)	5,324	23,156
<b>THE WEEK PRIOR</b> (5/31/21-6/6/21)	5,894	24,405

# 2<sup>nd</sup> Dose Overdue Report

Overdue Rate

**THIS PAST WEEK**  
(6/7/21-6/13/21)

9.9%

**THE WEEK PRIOR**  
(5/31/21-6/6/21)

9.9%

Calculated for people who received a two-dose formulation on the week of or before 4/26/2021. Percent is greater than or equal to six weeks past first dose) for their second dose.

# Upcoming Vaccination Branch Priorities

- Transition to a focused community-based outreach model.
  - Closing Maverik Center mass vaccination site on June 26<sup>th</sup>
  - Pop-up clinics
  - Bricks & Mortar (Public Health Centers)
  - Equity clinics with community-based partners
  - Workplace clinics.
- As demand is decreasing, redeployed and temporary staff will be offboarded, and immunization functions will be assumed by the Health Department.

## Clinic Schedule

Date	Start time	End time	Location
Monday, June 14	4:00pm	7:00pm	Rose Park Community Learning Center
Monday, June 14	5:30pm	8:00pm	Smith's Ballpark
Tuesday, June 15	4:00pm	7:00pm	Rose Park Community Learning Center
Tuesday, June 15	4:00pm	8:00pm	Rosewood Park
Tuesday, June 15	6:00pm	8:00pm	Glendale Mountain View Community Learning Center
Wednesday, June 16	3:00pm	8:00pm	Glendale Plaza
Wednesday, June 16	5:00pm	8:00pm	Northcrest Swim Club
Wednesday, June 16	3:00pm	5:00pm	Jacobsen Construction
Wednesday, June 16	12:00pm	3:00pm	Tacos don Rafa

# SALT LAKE COUNTY COVID-19 VACCINATION CLINICS

FOR WEEK OF: June 14 - 20, 2021

VACCINATIONS PROJECTED: 1st Dose: 940 2nd Dose: 3,272 TOTAL: 4,212

Monday	Tuesday	Wednesday	Thursday	Friday	Saturday	Sunday
June 14	15	16	17	18	19	20
Maverik Center Rose Park Community Learning Center Smith's Ballpark	Maverik Center Rose Park Community Learning Center Rosewood Park Glendale Mt. View Comm. Learning Ctr.	Maverik Center Glendale Plaza LDS Church (18 ave) Jacobsen Construction	Maverik Center American Express Mrs. Fields	Maverik Center Mexican Consulate Maliheh Free Clinic Kearns Library Big Cottonwood Regional Park	Maverik Center CCMS Church Sky Hop Interational Rescue Committee (IRC) Rancho Market (Millcreek)	RCCG House of His Glory Saints Peter and Paul Catholic Church
Maverik Center (Drive-Thru) 18+ 2nd Dose COVID Vaccine Monday 12:00 - 13:00 2450 Tues, Wed, Thurs, Fri 9:00 - 16:00 COVID Est. Vax: 2nd Dose: TOTAL: 2450	Rose Park Community Learning Ctr. (Drive-Thru) 18+ 2nd Dose COVID Vaccine Mon, June 14th 121 16:00 - 19:00 Smith's Ballpark (Outdoor Pedestrian) 18+ 2nd Dose COVID Vaccine Mon, June 14th 20 17:30 - 20:00	Rose Park Community Learning Ctr. (Drive-Thru) 18+ 2nd Dose COVID Vaccine Tues, June 15th 166 16:00 - 19:00 Rosewood Park (Drive-Thru) 18+ 1st Dose COVID Vaccine Tues, June 15th 100 16:00 - 20:00 Glendale Mt.View Comm.Learning Ctr. (Drive-Thru) 18+ 1st Dose COVID Vaccine Tues, June 15th 200 18:00 - 20:00	Glendale Plaza 18+ 2nd Dose COVID Vaccine Wed, June 16th 169 15:00 - 20:00 LDS Church (18th ave) (Drive-Thru) 18+ 2nd Dose COVID Vaccine Wed, June 16th 37 17:00 - 20:00 Jacobsen Construction 18+ 2nd Dose COVID Vaccine Wed, June 16th 24 15:00 - 17:00	American Express 18+ 2nd Dose COVID Vaccine Thurs, June 17th 15 9:00 - 13:00 Mrs. Fields 18+ 1st Dose COVID Vaccine Thurs, June 17th 40 16:00 - 19:00 Mexican Consulate 18+ 2nd Dose COVID Vaccine Fri, June 18th 25 12:00 - 15:00 Maliheh Free Clinic (Outdoor Pedestrian)/(Drive-Thru) 18+ 2nd Dose COVID Vaccine Fri, June 18th 63 14:00 - 18:00 Kearns Library 18+ 1st Dose COVID Vaccine Fri, June 18th 100 18:00 - 21:00	Big Cottonwood Regional Park (Outdoor Pedestrian) 18+ 1st Dose COVID Vaccine Fri, June 18th 250 18:00 - 21:00 CCMS Church 18+ 2nd Dose COVID Vaccine Sat, June 19th 32 9:00 - 13:00 Sky Hop 18+ 1st Dose COVID Vaccine Sat, June 19th 100 9:00 - 13:00 International Rescue Committee (IRC) 18+ 2nd Dose COVID Vaccine Sat, June 19th 84 9:00 - 13:00 Rancho Market (Millcreek) (Outdoor Pedestrian) 18+ 1st Dose COVID Vaccine Sat, June 19th 50 15:00 - 18:00	RCCG House of His Glory 18+ 1st Dose COVID Vaccine Sun, June 20th 100 13:00 - 15:00 Saints Peter and Paul Catholic Church 18+ 2nd Dose COVID Vaccine Sun, June 20th 66 15:30 - 18:30

# Recommendations For Action

## **Recommendation #1: Administer 23,436 first doses to Salt Lake County adults by July 4th**

To meet the national goal of a 70% vaccination rate for those 18 years and older, we will need to vaccinate 7,812 adults per week in Salt Lake County through July 4<sup>th</sup>.

## **Recommendation #2: Focus efforts address the disparities**

Through increased outreach efforts and collaborations with community partners, prioritize resources to communities with the lowest vaccination rates (American Indian and Alaskan Natives, Black/African American, Native Hawaiian and Other Pacific Islanders, and those identifying as other races).

## **Recommendation #3: Emphasize vaccination safety and effectiveness when reaching youth and their parents**

Those under the age of 18 generally need parental permission to get vaccinated, so involve both youth and their parents in media messaging.

## **Recommendation #4: Support healthcare provider patient outreach**

Doctors are the most trusted vaccinators as demonstrated by SLCohD and University of Utah survey.