



# Briefing to County Council

September 15, 2020

**David Schuld**  
COVID-19 Response and Recovery



# Health Response Data Update

# Today's Snapshot / Previous Report (1)

	This Week	Last Week	2 Weeks Ago
Case Rate Increase	0.907%	0.439%	0.482%
Doubling Rate	76.8 Days	158.3 Days	144 Days
Hospitalization Rate	5.723%	5.783%	5.827%
Mortality Rate	0.929%	0.958%	0.963%
Number of Tests Completed	290,170	277,796	268,203
Weekly Test Total	10,516	11,526	11,367
Positivity Rate	9.05%	8.95%	8.94%

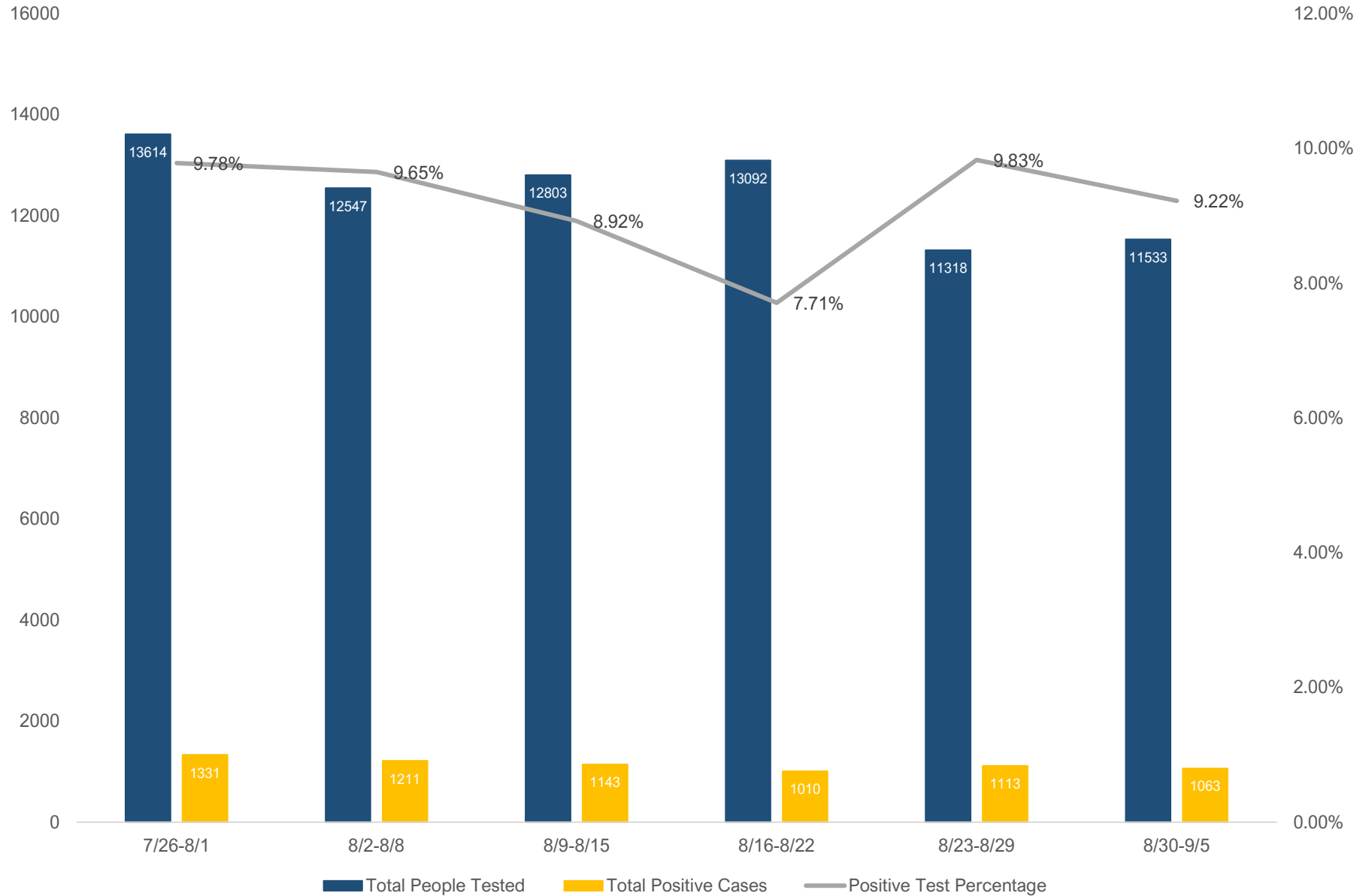
Most recent data was captured on 9/14, 9/8, and 8/31. Data is cumulative.

# Today's Snapshot / Previous Report (2)

	This Week	Last Week	2 Weeks Ago
<b>Total Cases</b>	26,263	25,177	23,991
<b>Estimated Current Cases</b>	2,141	2,142	2,133
<b>Estimated Recovered Cases</b>	23,878	22,797	21,627
<b>Fatalities</b>	244	238	231
<b>Hospitalized (Current / Total)</b>	94 / 1,503	107 / 1,456	129 / 1,398

Most recent data was captured on 9/14, 9/8, and 8/31. Data is cumulative.

# Weekly Testing and Positivity Rate Analysis



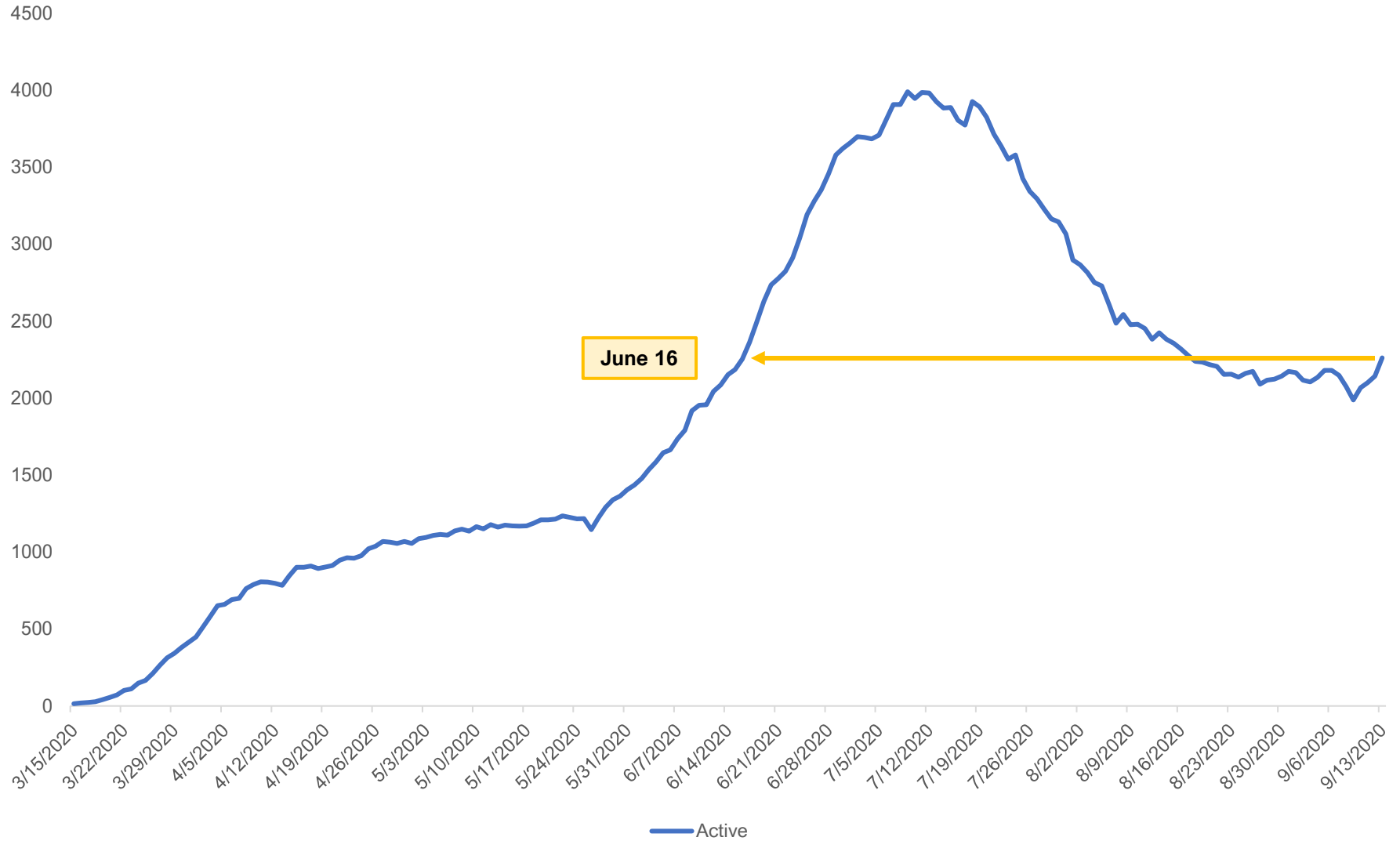
Most recent data was captured on 9/14.

# Top 10 Confirmed Cases and Crude Rate by ZIP Code (Current: 9/1 – 9/14)

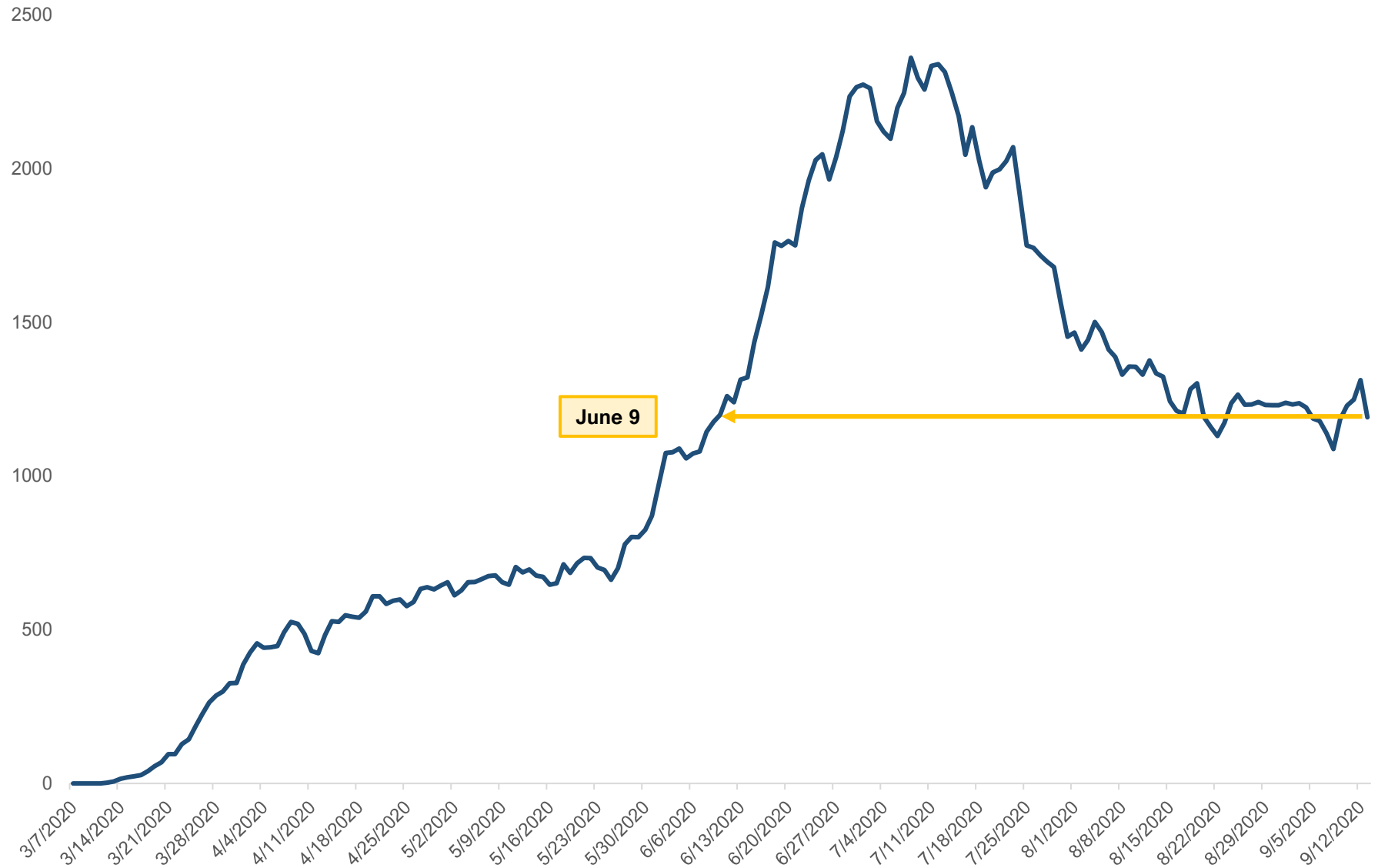
Confirmed Cases by ZIP Code		Crude Rate by ZIP Code
84020 (155)	1	84113 (11836.73)
84119 (110)	2	84112 (955.25)
84096 (100)	3	84102 (530.42)
84116 (97)	4	84116 (276.82)
84102 (96)	5	84101 (273.05)
84118 (89)	6	84092 (260.43)
84120 (88)	7	84104 (246.00)
84081 (83)	8	84128 (242.04)
84047 (80)	9	84047 (238.59)
84065 (77)	10	84109 (233.15)

Most recent data was captured on 9/14.

# Crushing the Curve

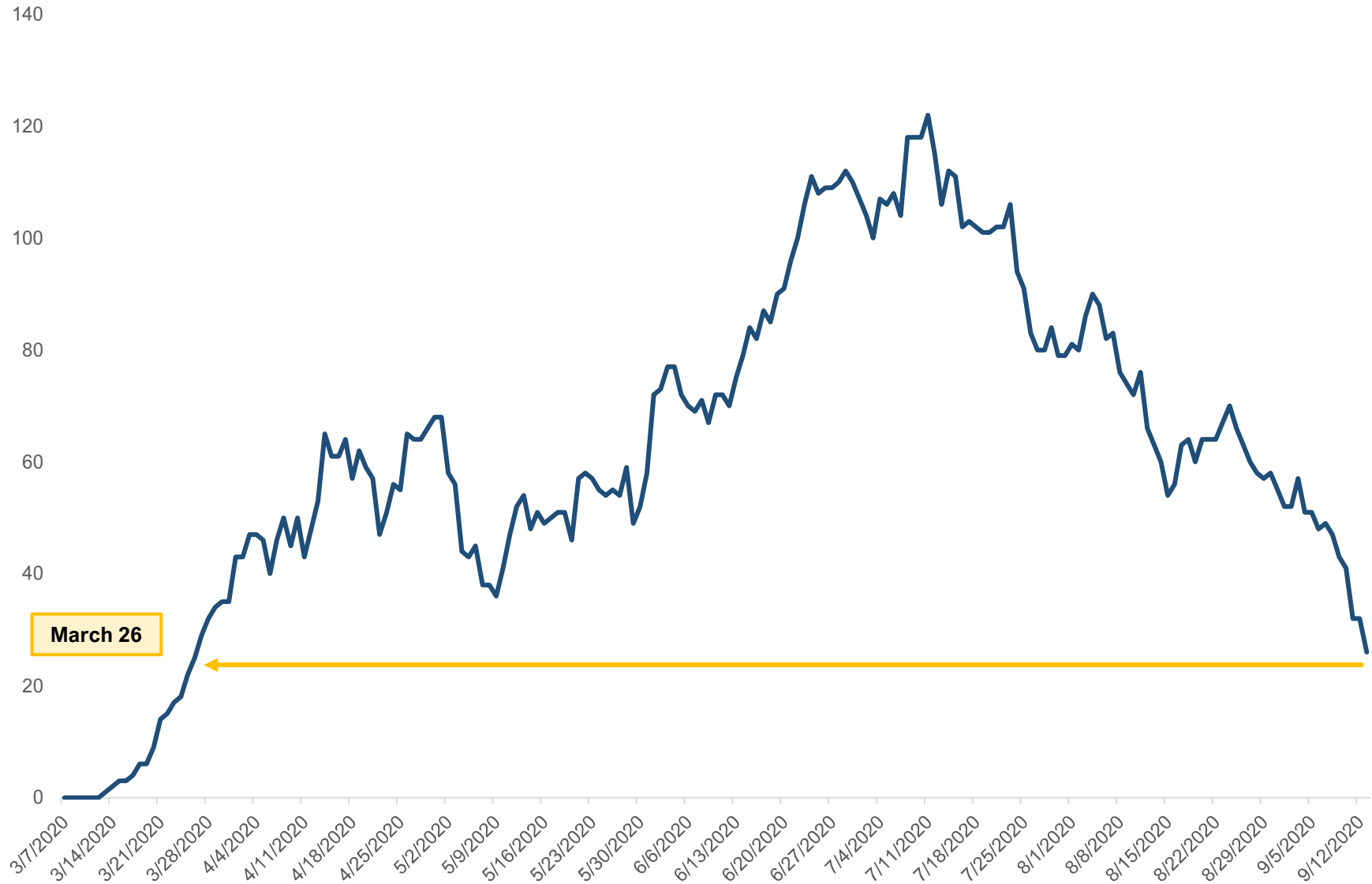


# Rolling Seven Day Case Count





# Rolling Seven Day Hospitalization Count



# **HOW TO MITIGATE THE SPREAD OF COVID-19**

**Wear a face covering when social distancing is not viable.**

**Practice social distancing.**

**Stay home if you're sick.**

**Maintain good hygiene (wash your hands).**

# Additional Resources

## **Salt Lake County Public Health Dashboard**

<https://slco.org/health/COVID-19/data/>

## **Salt Lake County COVID-19 Economic Portal**

<https://slco.maps.arcgis.com/apps/MapSeries/index.html?appid=c07ef403435442909c7dc30c0da2b718>

## **Wastewater Monitoring**

<https://deq.utah.gov/water-quality/sars-cov-2-sewage-monitoring>