

LEADER REPORT

Week of August 31, 2020

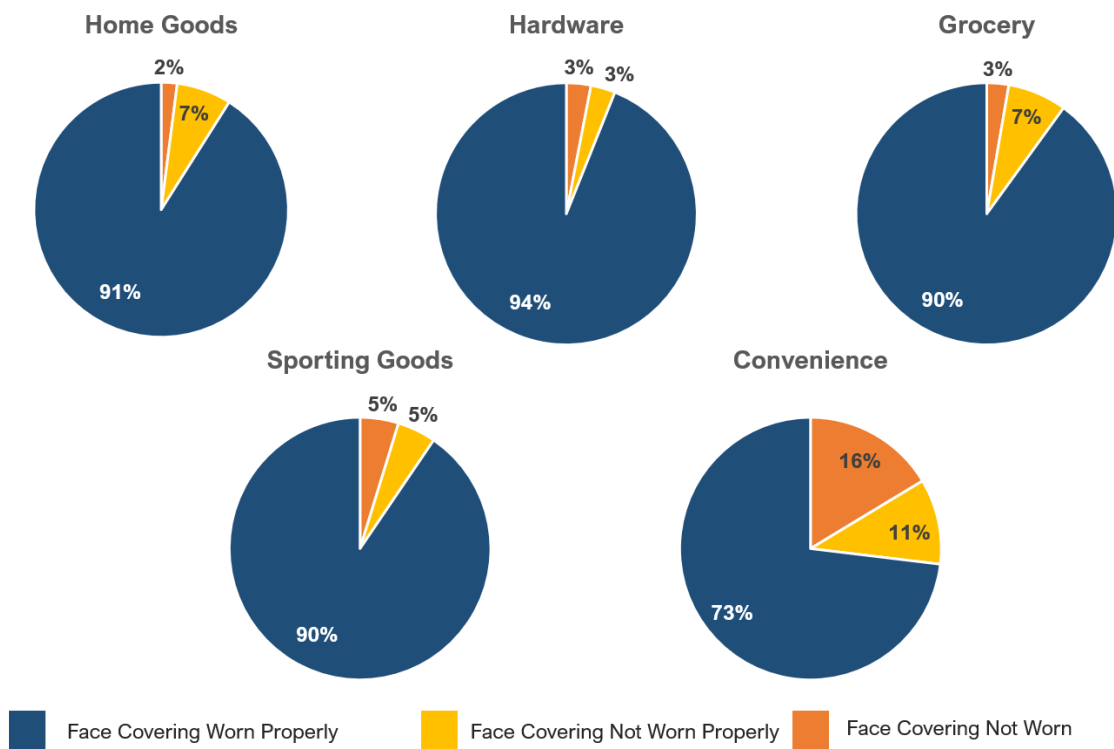
PRIORITIES THIS WEEK

- Continue to monitor the spread of infection, particularly as schools are in their initial few weeks of reopen.
- Maintain testing and contact tracing efforts.
- Prepare for vaccinations.
- Address impacts of COVID-19 on Salt Lake County's communities, populations, and businesses.
- Implement adaption measures in Salt Lake County Government.

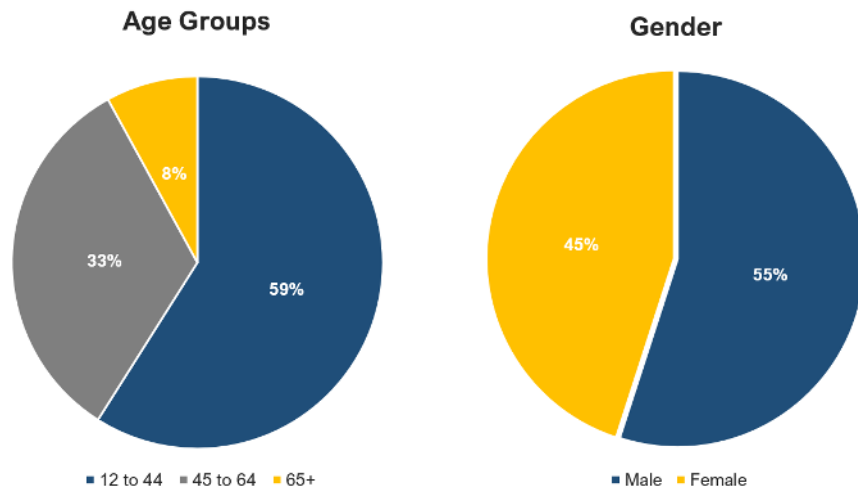
COVID-19 RESPONSE UPDATE

ADDITIONAL FINDINGS FROM FACE COVERING OBSERVATION. Analysts continue to review data from the face covering observations that took place in August 2020. Breakdown by Type of Store, Age Groups, and Gender have been detailed below. Over the next week, municipal breakdowns will be provided to County Council and municipal leaders.

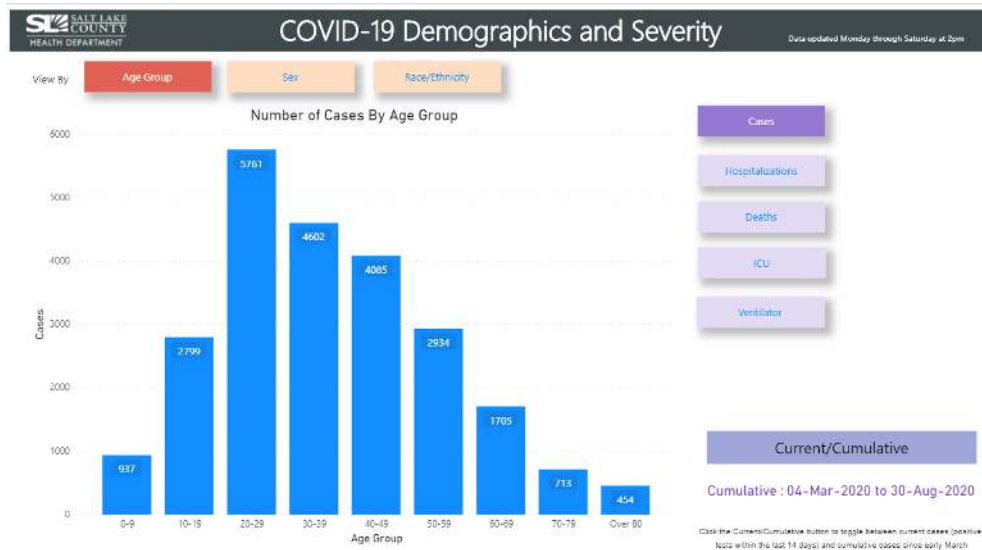
Observation Findings (By Type of Store)



Age Group and Gender Analysis: Not Wearing Face Coverings (Salt Lake County)



UPDATES TO HEALTH DEPARTMENT'S DASHBOARD. Salt Lake County Health Department has updated the COVID-19 Dashboard, including new slide pages on Demographics and Severity (Slide 5 of 12), and Worksite Outbreaks (Slide 11 of 12). Users of the Demographics and Severity slide will be able to navigate and analyze number of cases by age group, sex, race/ethnicity across cases, hospitalizations, deaths, ICU admissions, and ventilator usages (both current and cumulative). On the Worksite Outbreaks, users can compare outbreaks against industries. The dashboard can be found at: <https://slco.org/health/COVID-19/data/>



THE MORE YOU KNOW: CONFIRMED CASES AND CRUDE RATE. Wanting to know why confirmed cases and crude rates are provided on dashboards? Confirmed cases are the number of lab-confirmed cases in a grouping (example: a specific jurisdiction). A crude rate is the number of new cases (or deaths) occurring in a specified population, usually expressed as the number of cases per 100,000 population at risk.

COVID-19 RECOVERY UPDATE

SMALL BUSINESS IMPACT GRANT SUMMARY

\$6.9M

In grants approved for 382 businesses.

\$10M

For 513 businesses under review.

896

Number of total applications for SBIG funding.

Top Three Municipalities Seeing Most Business Applications:

Salt Lake City
Millcreek
Sandy

Municipalities Seeing Fewest Business Applications:

Copperton
Brighton
Emigration

INFORMATION TECHNOLOGY ADAPTION IN SALT LAKE COUNTY GOVERNMENT. COVID-19 has altered the way government does business. A new analysis shows that WebEx meetings soared in the early weeks of March 2020 and have consistently been between 1,250 and 1,750 meetings per week.



Meanwhile, Salt Lake County's Information Technology has been able to maintain high numbers (95%) in customer satisfaction week over week:

