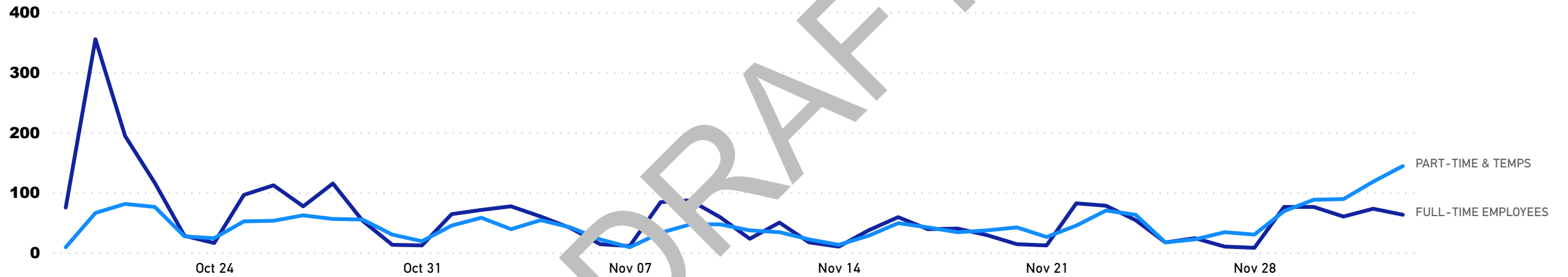


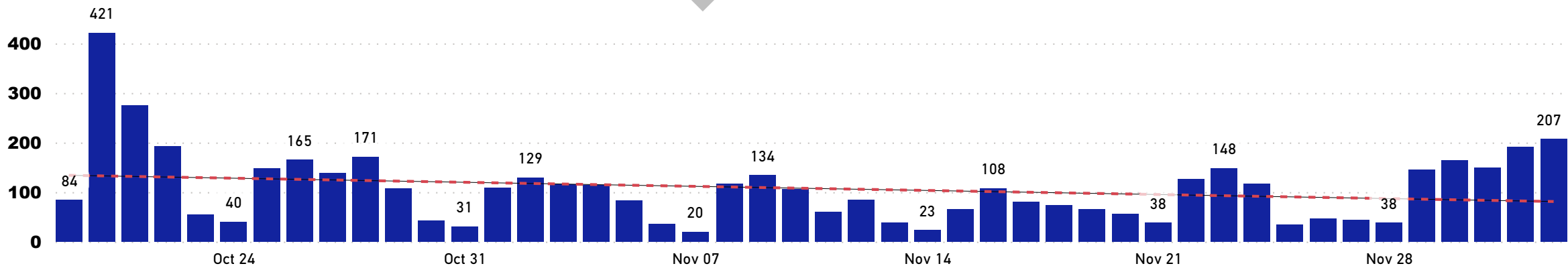
5019 VAC. INCEN. CLAIM...	4157 FLU SHOT CLAIMED	4384 HH VAC CLAIMED	233 VAC AFTER 10/19
\$1.51M COVID-19 VAC \$	\$416K FLU SHOT \$	\$438K HH COVID-19 VAC \$	\$2.81M INCENTIVE \$

EMPLOYEE GROUP	TOTAL EMPLOYEES	PROOF SUBMITTED	% SUBMITTED
FULL-TIME EMPLOYEES	3,508	2,810	80%
PART-TIME & TEMPS	3,247	2,209	68%
Total	6,755	5,019	74%

COVID-19 Vaccine Reporting by Employee Type

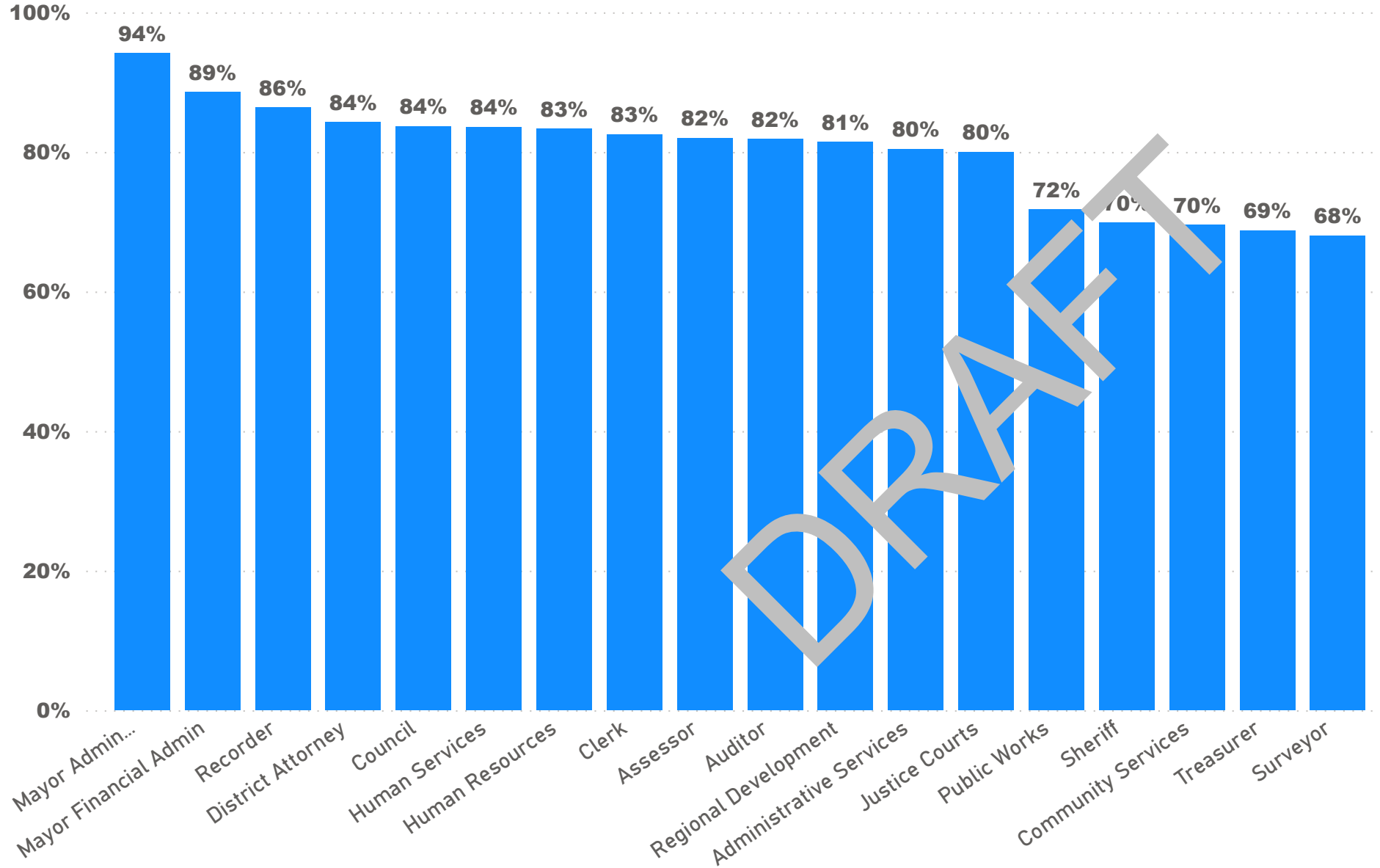


COVID-19 Vaccine Reporting by Week



VACCINE INCENTIVE CLAIMED BY COUNTY DEPARTMENTS

74%



DEPARTMENT	% OF EMPL CLAIMED INCENTIVE
Mayor Administration	94%
Mayor Financial Admin	89%
Recorder	86%
District Attorney	84%
Council	84%
Human Services	84%
Human Resources	83%
Clerk	83%
Assessor	82%
Auditor	82%
Regional Development	81%
Administrative Services	80%
Justice Courts	80%
Public Works	72%
Sheriff	70%
Community Services	70%
Treasurer	69%
Surveyor	68%
Total	74%

An additional 193+ contracted employees claimed the incentive - \$109 K
 (Salt Palace, Expo Center, Equestrian Park, Visit Salt Lake & Emergency Services)