



# Pay For Success Portfolio Briefing

June 25, 2019 Presentation to the Salt Lake County Council



SORENSEN  
IMPACT



David Eccles  
School of Business  
THE UNIVERSITY OF UTAH

# AGENDA

- PFS Projects Overview: *Karen Crompton, Salt Lake County*
- Project Progress: *Caroline Ross, Sorenson Impact Center*
- Service Provider Updates
  - Homes Not Jails (HNJ): *Matt Minkevitch and Michelle Flynn, The Road Home*
  - Recovery, Engagement, Assessment, Career, Housing (REACH):  
*Shawn McMillen and Matt Warthen, First Step House*
- Evaluation Update: *Dr. Kort Prince, Utah Criminal Justice Center*
- Next Steps: *Caroline Ross, Sorenson Impact Center*



# **PFS Projects Overview**

**Karen Crompton, Salt Lake County**





# PFS Projects Overview

The PFS projects (HNJ and REACH) use \$11.7M in upfront financing over 6 years to serve approximately 540 high-need individuals.



## Homelessness (HNJ)

At least 315 “persistently homeless” adults who have spent 90 to 364 days in emergency shelters in the past year are receiving high intensity Rapid Rehousing program provided by The Road Home.



## Criminal Justice (REACH)

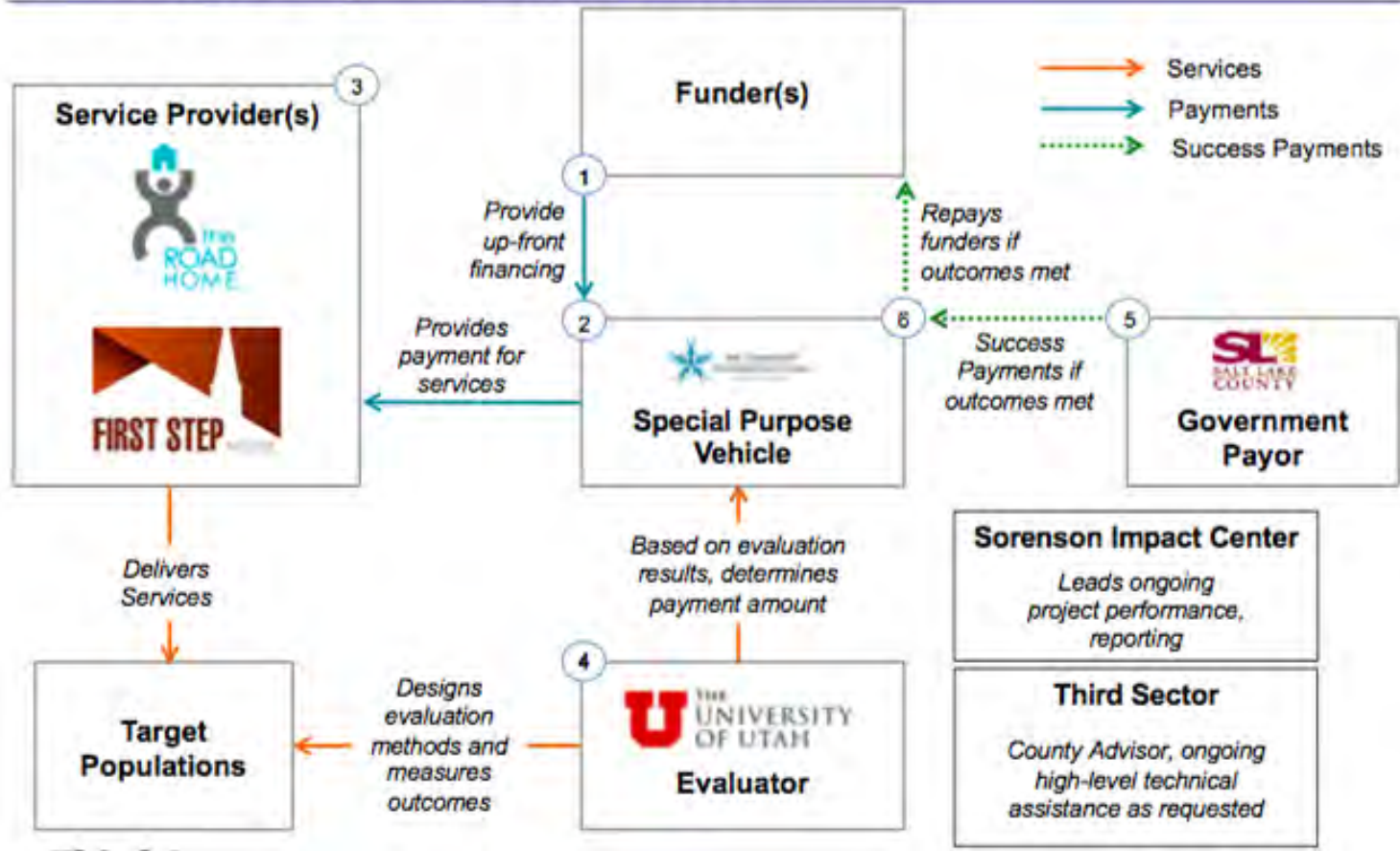
At least 225 adult men at high risk of re-engaging in criminal behavior are receiving an intensive suite of services targeted at criminogenic factors provided by First Step House.



## PFS Financing

Private funders have funded the project upfront, with the County making up to \$11.5m in success payments only if a rigorous evaluation shows results.

# Salt Lake County PFS Project Structure





# Project Progress

Caroline Ross, Sorenson Impact Center





# Salt Lake County PFS project timeline.

Pilot period conclusion



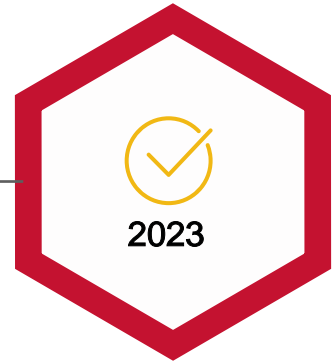
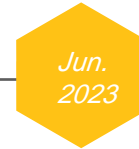
HNJ & REACH begin full implementation.



Ongoing service delivery.



PFS projects conclude.



Stakeholders reviewed results of HNJ and REACH pilot periods and both projects moved into full implementation.

Project performance is managed by Sorenson Impact and UCJC publishes annual evaluation reports.

Project will end 6 years (24 quarters) after project launch, culminating with final reports produced by UCJC.  
Repayments made, contingent upon evaluation reports, in 2021 and 2022.



# Project Management

## Key Lessons and Milestones

---

- + Both projects have met the required performance thresholds on-time.
- + The projects have used real-time data to ensure high-quality service delivery for vulnerable residents.
- + Monthly meetings and reports have ensured that all investors, service providers, and stakeholders remain highly informed and engaged in the projects' progress.
- + The projects are recognized as national leaders in service delivery under a public private partnership.



Ongoing Data Monitoring



Close Collaboration with Stakeholders



National Leadership





# Provider Update: HNJ

Michelle Flynn, The Road Home





# The Road Home Housing Not Jail (HNJ)

## Unique Program Elements

- Focus on Shared Housing
- Multi-disciplinary Team
- Flexible funding
- Data collection and monthly reporting





# The Road Home Housing Not Jail (HNJ)

## Learnings

- Program Design
- Data & Evaluation
- Collaboration
- Programmatic 'spillover'





# Provider Update: REACH

Matt Warthen, First Step House





# Evaluation Update: Utah Criminal Justice Center Kort Prince, PhD



# HNJ Outcomes through Year Two

- Payable Metrics

- **Months without shelter or jail (relative)** – The number of months in which an individual does not reside (for one or more days) in an emergency shelter or jail post-randomization grace period.
- **Mental health services (relative)** – Percent of clients with post-randomization county mental health service enrollments or, for HNJ, services provided by the HNJ clinician.
- **Substance abuse services (relative)** – Percent of clients with post-randomization county substance abuse service enrollments or, for HNJ, services provided by the HNJ clinician.
- **Graduation to permanent housing (absolute)** – Number of clients who, between 12 and 24 months post randomization, graduate to permanent housing.



# HNJ Outcomes through Year Two

- Observed Differences

| <b>Metric</b>                   | <b>Treatment Count</b> | <b>Comparison Count</b> | <b>Count Difference</b> |
|---------------------------------|------------------------|-------------------------|-------------------------|
| Housing Stability               | 936                    | 690                     | 246                     |
| Mental Health Services          | 42                     | 23                      | 19                      |
| Substance Abuse Services        | 12                     | 1                       | 11                      |
| Graduation to Permanent Housing | 11                     | NA                      | NA                      |

# HNJ Outcomes through Year Two

- Payable Outcomes

| <b>Outcome</b>                  | <b>Effect Favors</b> | <b>Significant?</b> |
|---------------------------------|----------------------|---------------------|
| Months without shelter or jail  | Treatment            | Yes                 |
| Mental health services          | Treatment            | Yes                 |
| Substance abuse services        | Treatment            | Yes                 |
| Graduation to permanent housing | NA                   | NA                  |





# REACH Outcomes through Year One

- Payable Metrics
  - **Statewide arrests (relative)** – Number of arrests reported from the Salt Lake County Jail and the Bureau of Criminal Identification.
  - **Incarceration days (relative)** – Number of days incarcerated in either the Salt Lake County Jail or a Utah prison.
  - **Employment (relative)** – Number of quarters with employment (two years).
  - **Treatment engagement (absolute)** – Number of clients who received 200 hours of treatment services directly related to criminogenic needs during the first six months post -program enrollment.

# REACH Outcomes through Year One

- Observed Differences

| <b>Metric</b>        | <b>Treatment<br/>Count</b> | <b>Comparison<br/>Count</b> | <b>Count<br/>Difference</b> |
|----------------------|----------------------------|-----------------------------|-----------------------------|
| Statewide Arrests    | 23                         | 38                          | 15                          |
| Incarceration Days   | 882                        | 1,969                       | 1,087                       |
| Employed Quarters    | 24                         | 19                          | 5                           |
| Treatment Engagement | 11                         | NA                          | NA                          |



# REACH Outcomes through Year One

- Payable Outcomes

- Note: REACH has only one year of observation at this point and has not reached the required sample size identified by power analyses; non-significant results are expected at this point.

| <b>Outcome</b>       | <b>Effect Favors</b> | <b>Significant?</b> |
|----------------------|----------------------|---------------------|
| Statewide Arrests    | Treatment            | Trending            |
| Incarceration Days   | Treatment            | Yes                 |
| Employment           | Treatment            | No                  |
| Treatment Engagement | NA                   | NA                  |



# Next Steps

Caroline Ross, Sorenson Impact Center



# Project Management

## Keeping Project Partners Informed

---



### PFS Committee Meetings

- + PFS Operating Committee: Meets Monthly
  - + Council Reps: Dave Delquadro and Jason Rose
- + PFS Executive Committee: Meets ~~Monthly~~ **Quarterly**
  - + Mayor Reps: Darrin Casper and Karen Crompton



### Reports

- + Monthly Project Management Reports produced and distributed by the Sorenson Impact Center
- + Quarterly Financial Reports produced and distributed by the Community Foundation of Utah
- + Annual Evaluation Reports produced by UCJC

# Key Contacts

---

+ **Project Manager, Sorenson Impact Center**

- + Caroline Ross  
caroline.ross@sorensonimpact.com

+ **County Council Representatives**

- + Dave Delquadro
- + Jason Rose

+ **Mayor's Representatives**

- + Darrin Casper
- + Karen Crompton

