



Briefing to County Council

September 22, 2020

David Schuld
COVID-19 Response and Recovery



Health Response Data Update

Today's Snapshot / Previous Report (1)

	This Week	Last Week	2 Weeks Ago
Case Rate Increase	0.965%	0.907%	0.439%
Doubling Rate	72.2 Days	76.8 Days	158.3 Days
Hospitalization Rate	5.572%	5.723%	5.783%
Mortality Rate	0.864%	0.929%	0.958%
Number of Tests Completed	306,455	290,170	277,796
Weekly Test Total	18,760	11,516	11,526
Positivity Rate	9.28%	9.05%	8.95%

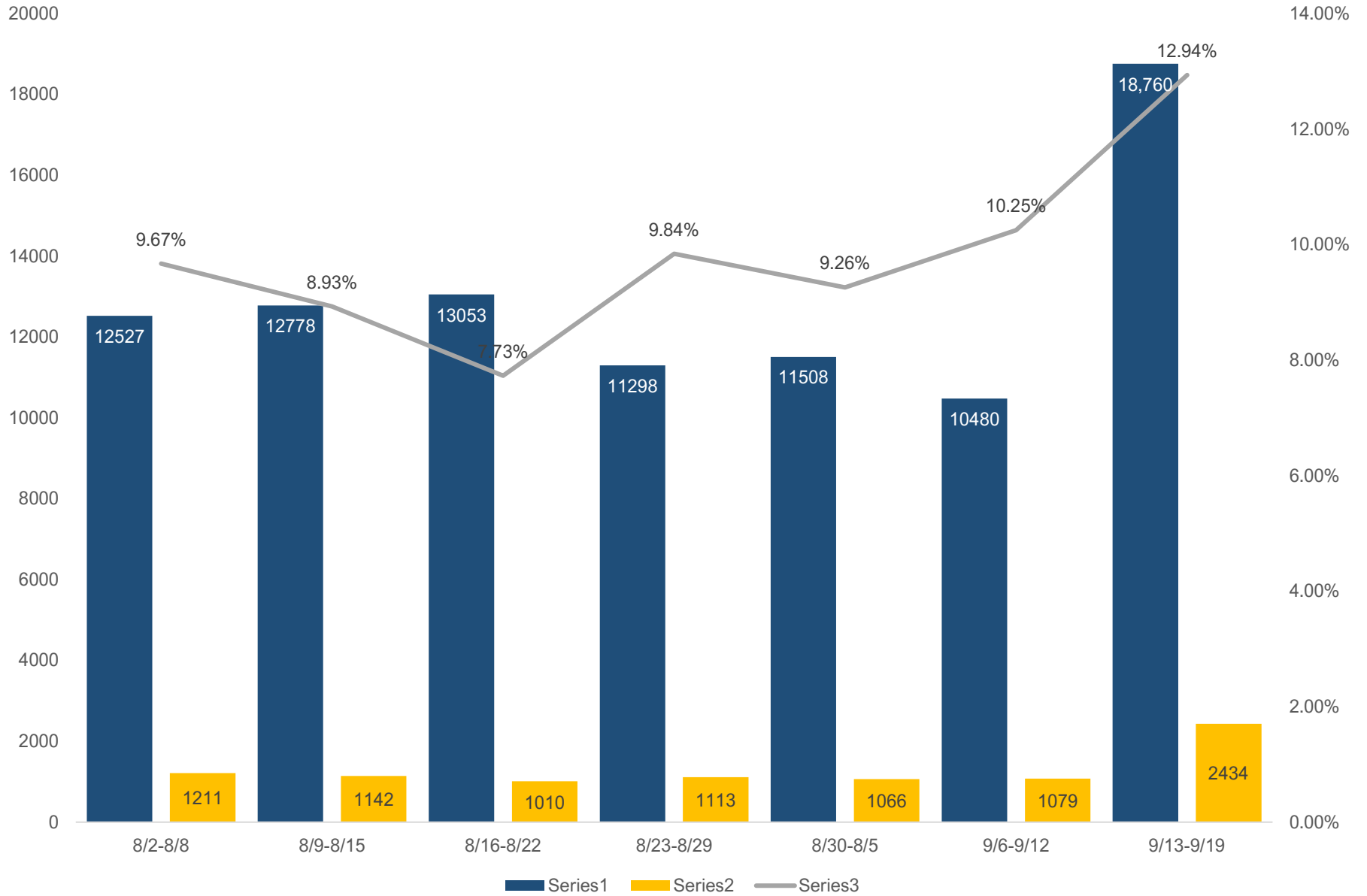
Most recent data was captured on 9/21, 9/14, and 9/8. Data is cumulative.

Today's Snapshot / Previous Report (2)

	This Week	Last Week	2 Weeks Ago
Total Cases	28,466	26,263	25,177
Estimated Current Cases	3,392	2,141	2,142
Estimated Recovered Cases	24,828	23,878	22,797
Fatalities	246	244	238
Hospitalized (Current / Total)	105 / 1,586	94 / 1,503	107 / 1,456

Most recent data was captured on 9/21, 9/14, and 9/8. Data is cumulative.

Weekly Testing and Positivity Rate Analysis



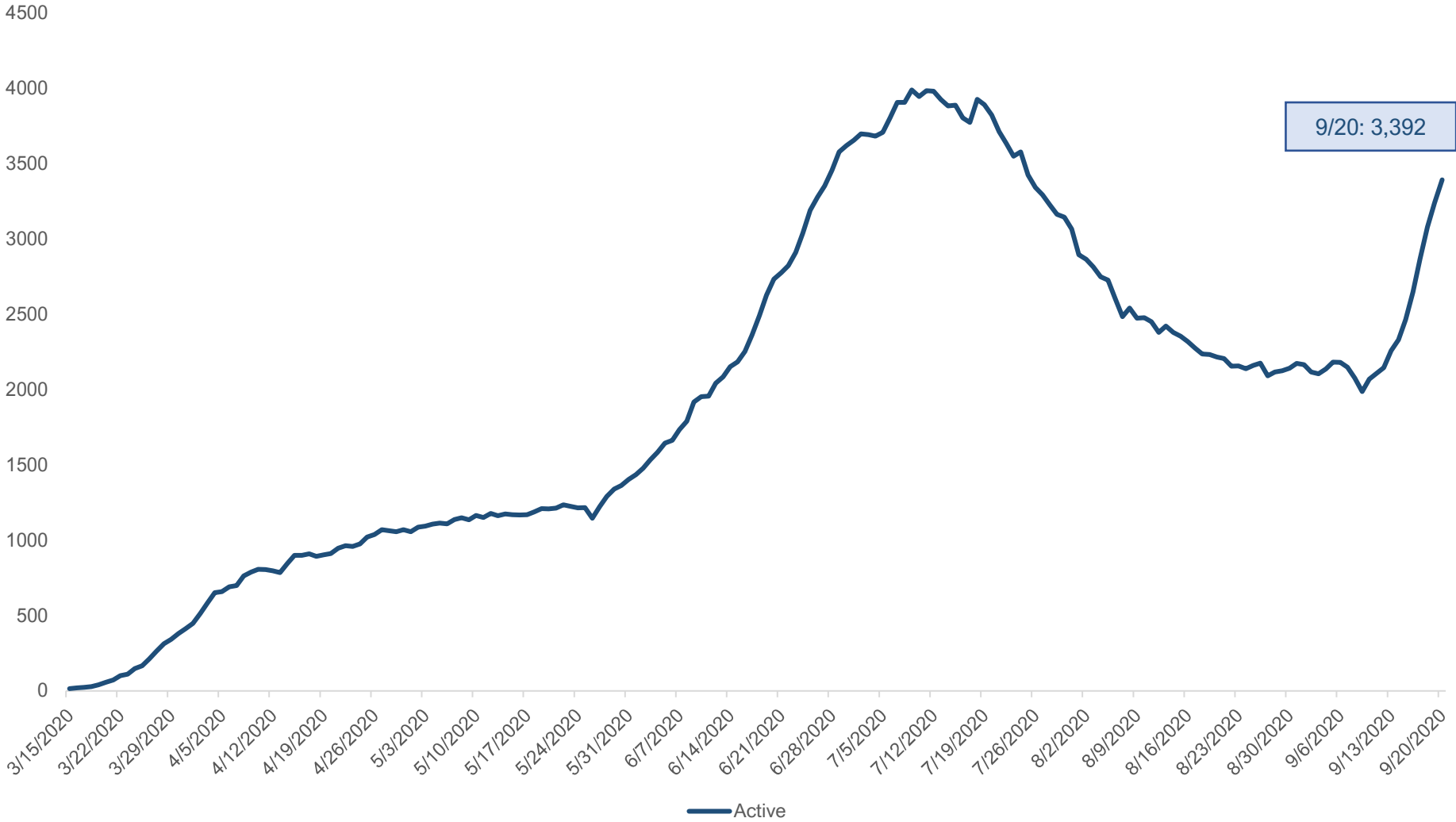
Most recent data was captured on 9/21.

Top 10 Confirmed Cases and Crude Rate by ZIP Code (Current: 9/7 – 9/21)

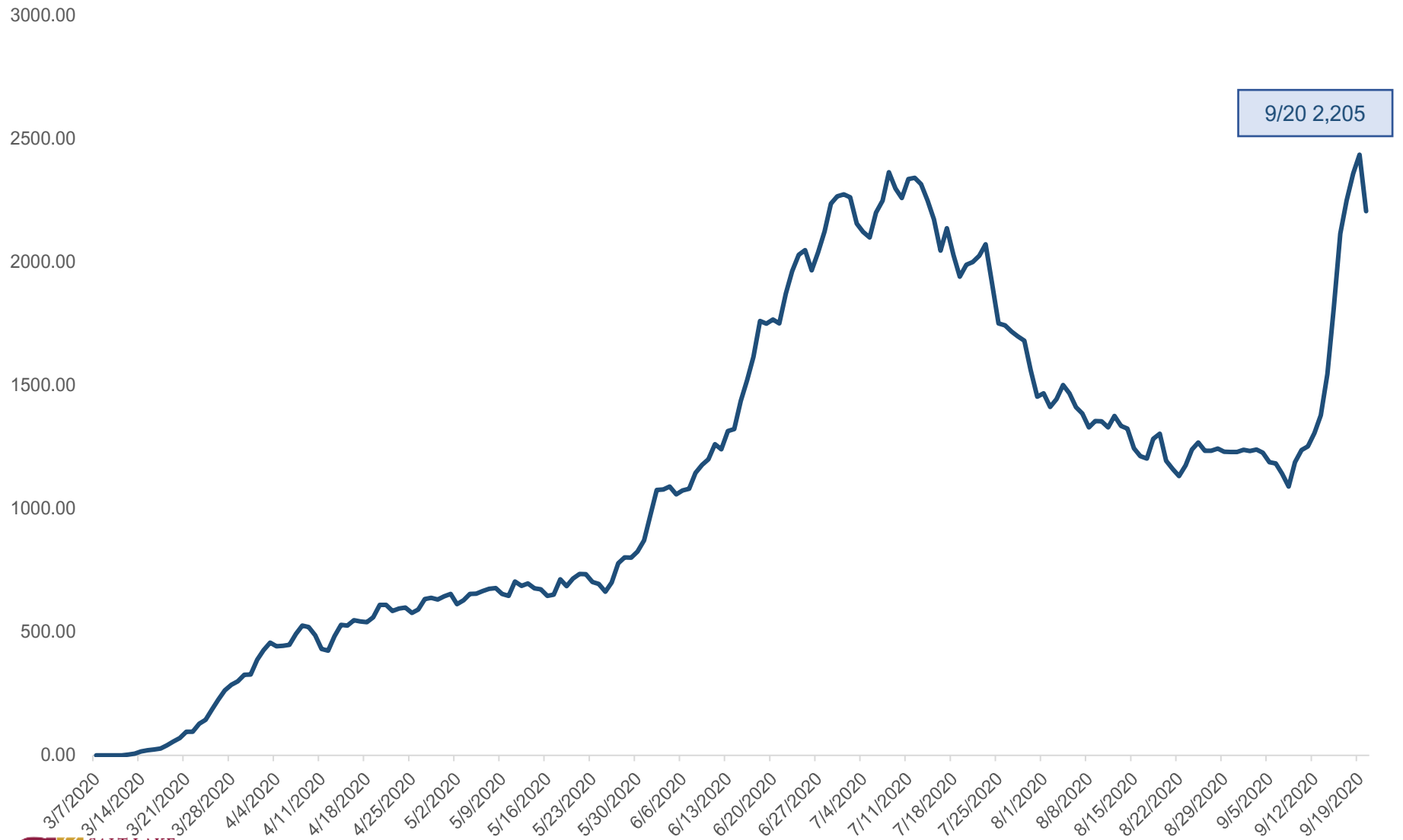
Confirmed Cases by ZIP Code		Crude Rate by ZIP Code
84020 (298)	1	84113 (10204.08)
84119 (140)	2	84101 (756.14)
84096 (137)	3	84020 (628.67)
84104 (131)	4	84102 (558.04)
84120 (126)	5	84104 (503.54)
84081 (119)	6	84112 (502.77)
8495 (116)	7	84109 (413.12)
84047 (113)	8	84093 (400.09)
84065 (109)	9	84115 (374.67)
84116 (106)	10	84092 (338.21)

Most recent data was captured on 9/21.

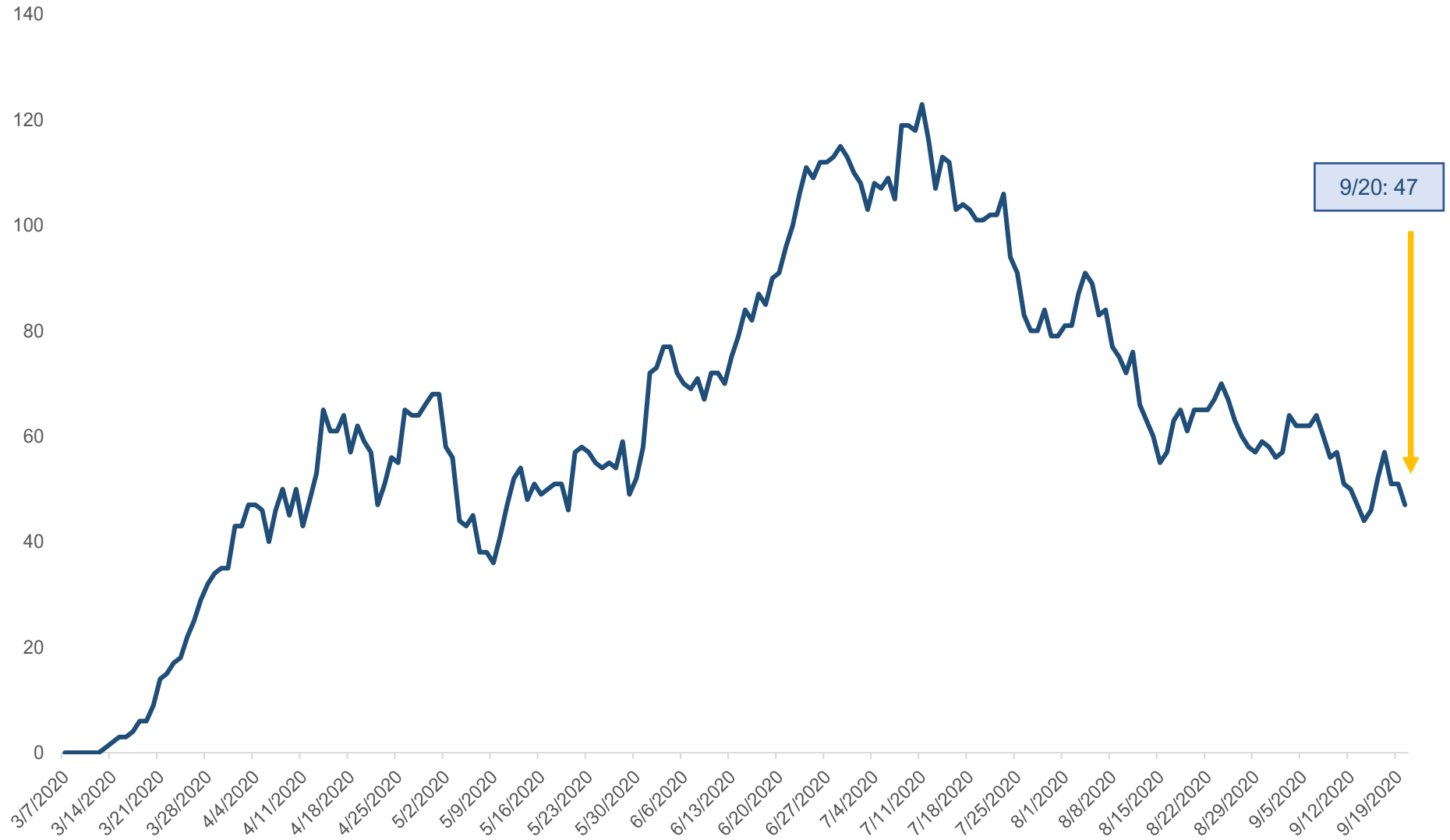
Active Case Curve



Rolling Seven Day Case Count



Rolling Seven Day Hospitalization Count



HOW TO MITIGATE THE SPREAD OF COVID-19

Wear a face covering when social distancing is not viable.

Practice social distancing.

Stay home if you're sick.

Limit interactions with others.

Maintain good hygiene (wash your hands).